

# Sugar Maple


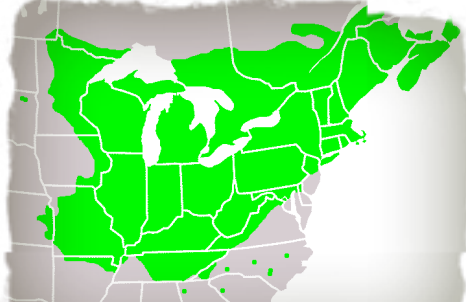



*Acer saccharum*

Andy Perkins

hard maple, rock maple

Botany 155 VA

“The Sugar Maple is a landscape standout. Medium to dark-green leaves turn yellow, burnt orange or red in fall. Tolerates shade, likes a well-drained, moderately moist, fertile soil. Do not plant in confined areas or where salt is a problem. Grows to 60' to 75', 40'-50' spread” (“Tree details”).

Double Samara		Sugar Maple Location	
			
Leaf Characteristics		Leaf	
Leaves 3-5 inches wide			
5, rarely 3 distinct lobes			
Entire			
Simple			
Palmate			
Opposite			
Tree Characteristics		Bark and Overall	
60-75 feet high		 	
40-50 foot spread			
2-3 feet wide			
Diseases		Insects	
Anthracnose-Dead areas on leaves		Gypsy moth	
Verticillium wilt-Root disease		Sugar maple borer	
Fungi	Cankers or galls	Maple petiole borer	

# Sugar Maple

*Acer saccharum*

Andy Perkins

hard maple, rock maple

Botany 155 VA

## Flower Structure



What is the main commercial use for the Sugar Maple?

- A. Sap Collection
- B. Lumber Collection

## Commercial Uses



Commercial uses for the Sugar Maple include sap and lumber collection.



## Works Cited

Cornell University Maple Program homepage. Web. 29 Sept. 2009.

<<http://maple.dnr.cornell.edu/pubs/trees.htm>>.

"Tree Details—The Tree Guide at arborday.org." Trees - Arbor Day Foundation. Web. 29

Sept. 2009. <<http://www.arborday.org/TREES/treeguide/treeDetail.cfm?id=14>>.