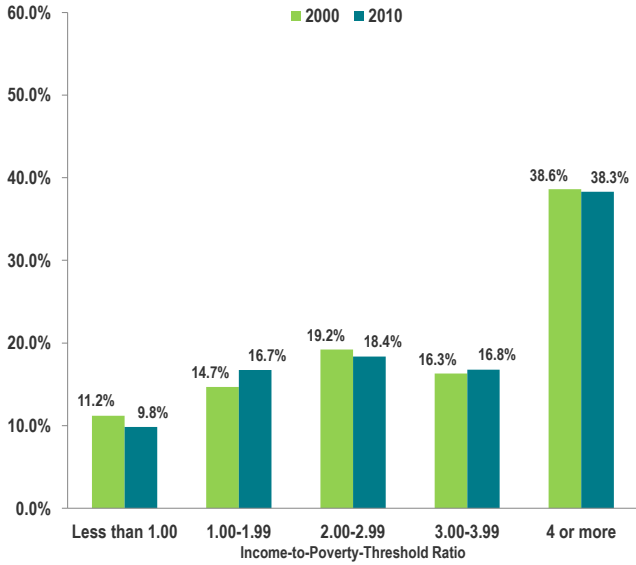


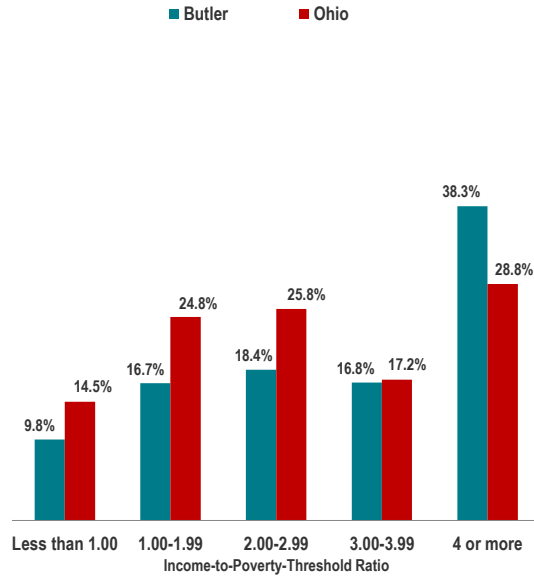
Butler County



Distribution of 60+ Population by Income-to-Poverty-Threshold Ratio
2000 and 2010



Distribution of 60+ Population by Income-to-Poverty-Threshold Ratio
2010



Persons in family	Poverty Guideline (65 and older)	Poverty Guideline (Younger than 65)
1	\$ 11,344.00	\$ 10,458.00
2	\$ 14,676.00	\$ 13,194.00
3	\$ 17,374.00	\$ 17,374.00
4	\$ 22,314.00	\$ 22,314.00
5	\$ 26,439.00	\$ 26,439.00
6	\$ 29,897.00	\$ 29,897.00

County 60+ Population in 2000	38,977
County 60+ Population in 2010	61,947
Ohio 60+ Population in 2010	11,536,494
County 60+ Population (Men) in 2010	27,690
County 60+ Population (Women) in 2010	34,257

*U.S. Census Bureau. Poverty thresholds by Size of Family and Number of Children. Retrieved August 5, 2013 from

<http://www.census.gov/hhes/www/poverty/data/threshld/index.html>.

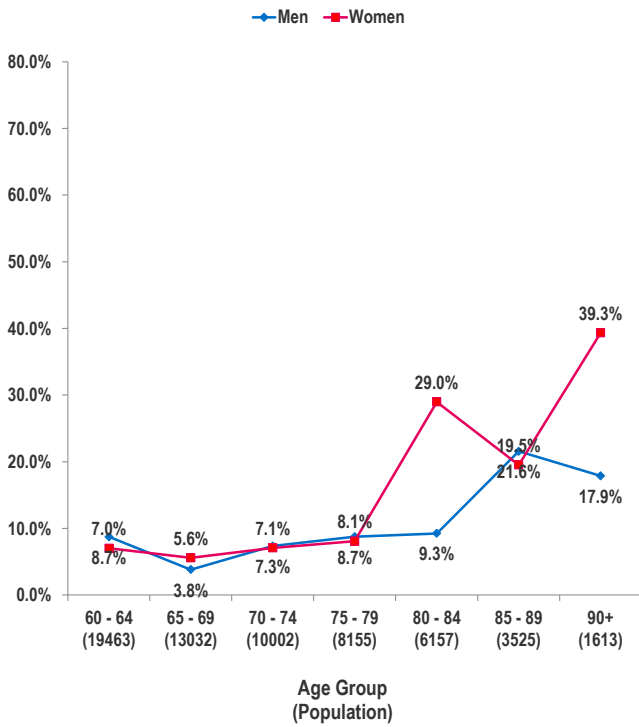
Sources:

U.S. Census Bureau, 2000: Public Use Microdata Sample: 5-Percent.

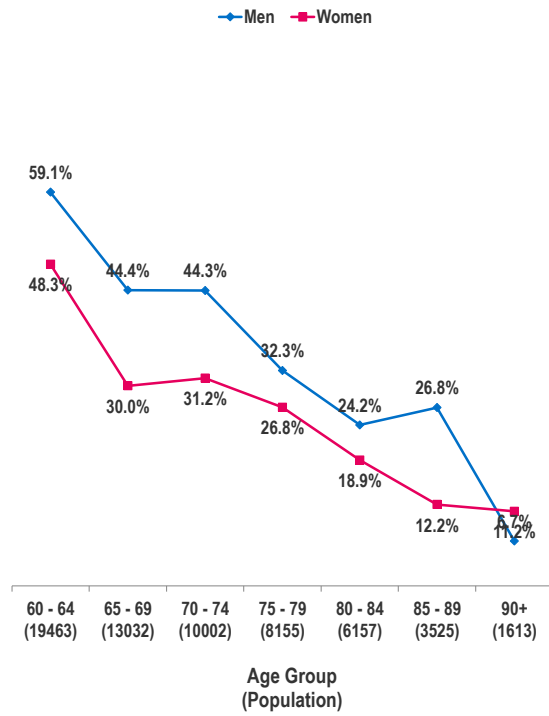
United States Department of Commerce. Bureau of the Census. American Community Survey (ACS): Public Use Microdata Sample (PUMS), 2006-2010.

Butler County

Proportion of 60+ Population at or Below Poverty Threshold Income by Gender and Age Group 2010



Proportion of 60+ Population at 4 or More Times Poverty Threshold Income by Gender and Age Group 2010



In 2010, about 10% of the 60+ population in Butler County had an annual income at poverty level and another nearly 17% at twice the poverty income level. Compared to the state as a whole, a lower percentage of Butler county's 60+ population fell at income levels below three times poverty threshold (44.9% VS 65.1%) and a higher percentage of its older population has incomes four or more times poverty threshold (38.3% VS 28.8%). Poverty is more prevalent among older women with the percentage of the 60+ with income at or below poverty threshold falling below or equaling the men at the same age group. On the other hand, a lower percentage of women had income four of more times poverty threshold income at every age compared to men.

Source:

United States Department of Commerce. Bureau of the Census. American Community Survey (ACS): Public Use Microdata Sample (PUMS), 2006-2010.