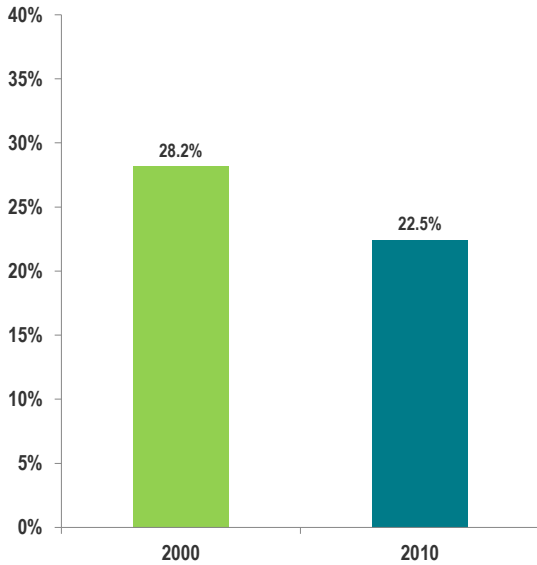


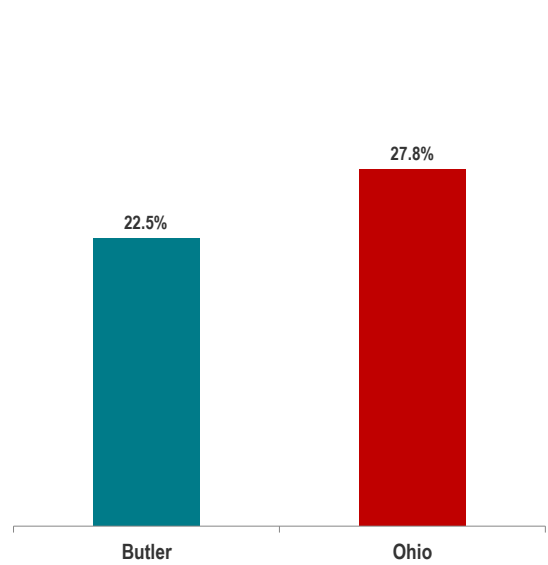
Butler County



Proportion of 60+ Population Who Live Alone
2000 - 2010

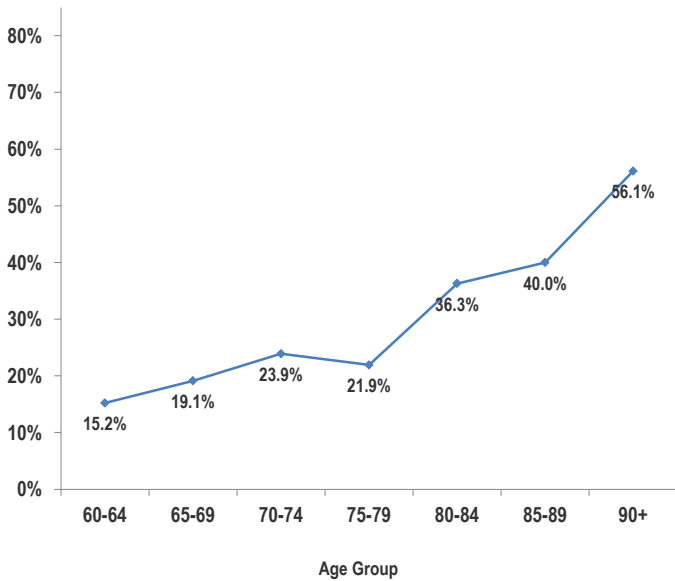


Proportion of 60+ Population Who Live Alone by Gender
2010

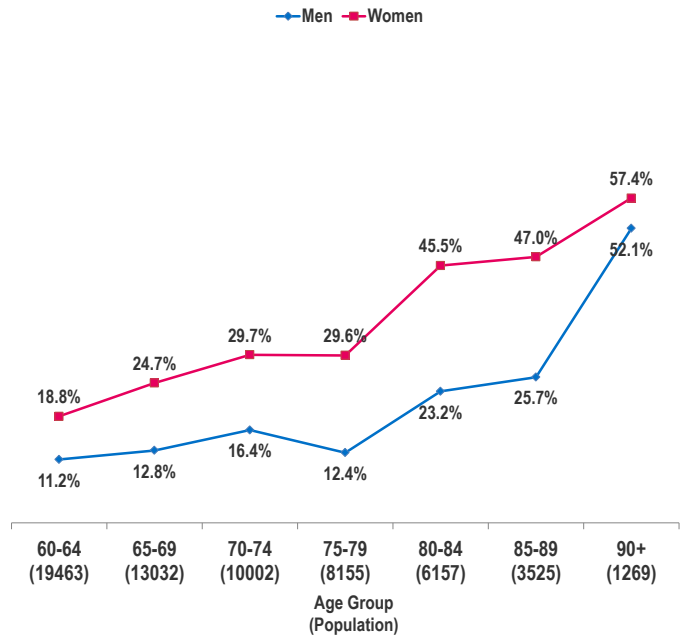


County 60+ Population (2010)	61,947
County Total Population (2000)	332,807
County Total Population (2010)	368,130
Ohio Total Population (2010)	11,536,494
County 60+ Population (Men) in 2010	27,690
County 60+ Population (Women) in 2010	34,257
Ohio 60+ Population (2010)	2,287,414

Proportion of 60+ Population Who Live Alone
by Age Group
2010



Proportion of 60+ Population Who Live Alone
by Gender and Age Group
2010



Sources:
U.S. Census Bureau, 2000: Public Use Microdata Sample: 5-Percent.
United States Department of Commerce. Bureau of the Census. American Community Survey (ACS): Public Use Microdata Sample (PUMS), 2006-2010.